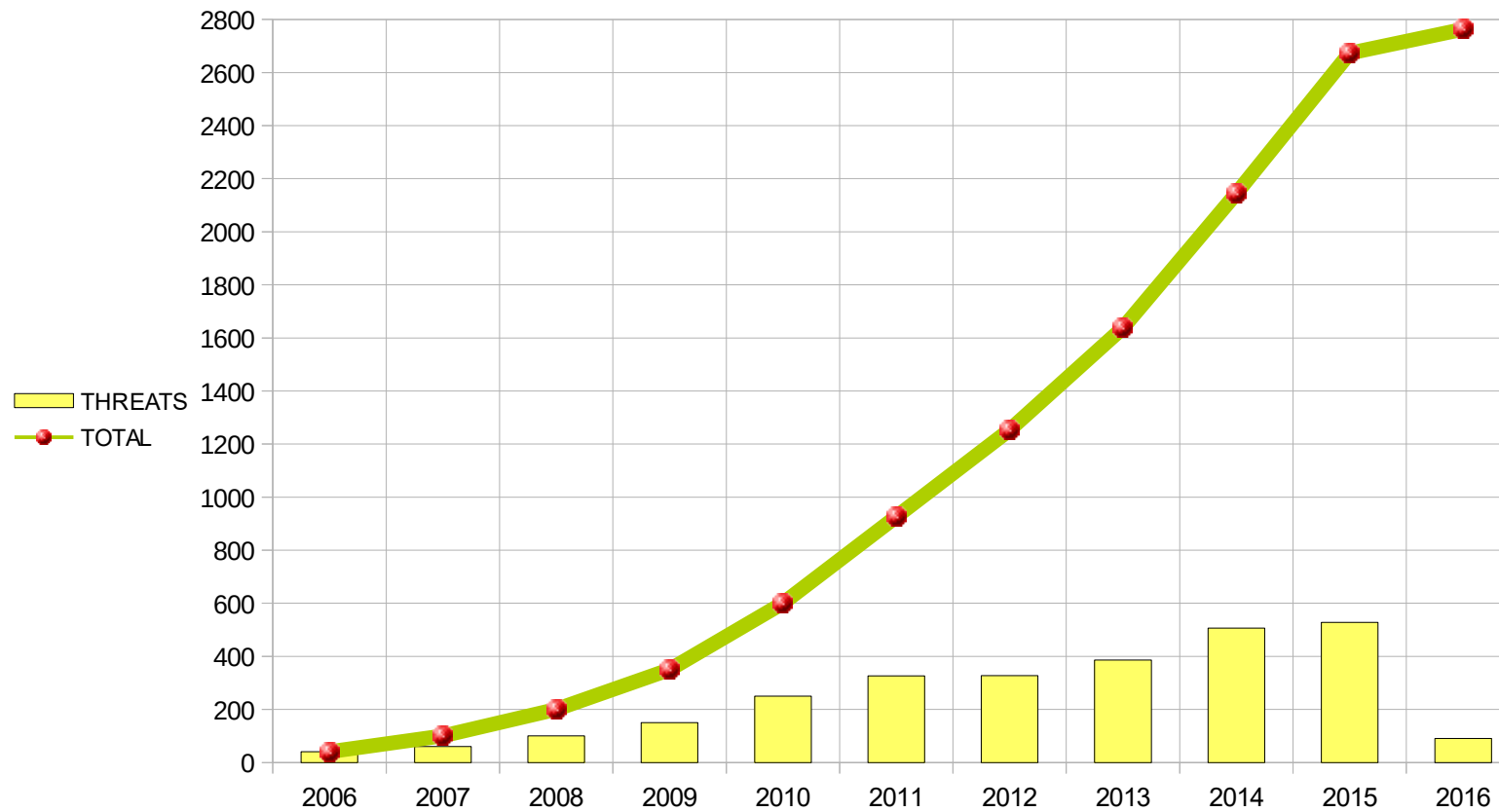


**2763**

# THREATENED JOURNALISTS IN ITALY

## SINCE 2006

YEAR	2006	2007	2008	2009	2010	2011	2012	2013	2014	2015	2016
THREATS	40	60	100	150	250	326	327	386	506	528	90
TOTAL	40	100	200	350	600	926	1253	1639	2145	2673	<b>2763</b>

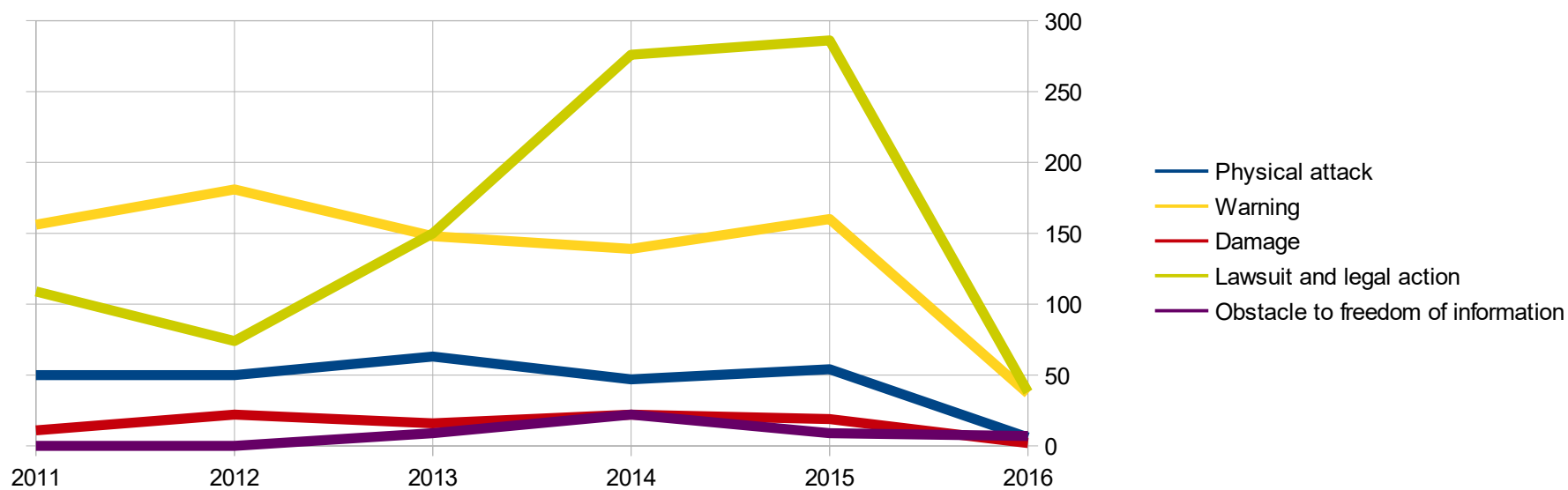


## MOST FREQUENT THREATS

	2011	2012	2013	2014	2015	2016	TOT
Frivolous defamation lawsuit	85	26	84	159	88	22	464
Insult	24	54	61	36	19	4	198
Light attack	22	35	34	41	44	6	182
Abuse of legal process	14	34	30	63	143	10	294
Letter with active bullets	55	1	10	5	8	0	79
Personal threat	48	5	13	19	13	1	99
Banner or graffiti threat	2	54	9	15	21	0	101
Discrimination and arbitrary exclusion	3	11	22	16	39	17	108
Explosion or explosive device	26	2	12	0	2	0	42
Threatening letter or other written threat	7	16	17	11	17	4	72
Specious civil lawsuit	1	10	16	30	43	4	104
Death threat	7	15	3	9	6	0	40
Gunshot	1	5	16	0	0	0	22
Damage to property and personal effects or work instruments	9	9	6	13	12	1	50
Verbal warning in presence of 3rd party	3	16	0	12	5	0	36
House fire or car fire	2	10	8	9	7	1	37
Threat through Facebook or other social network	6	2	4	7	25	8	52
Frivolous defamation lawsuit brought by a judge	0	0	12	11	1	0	24
Serious attack	0	8	1	6	8	0	23
Invasive search	5	1	6	4	0	0	16
Theft	0	3	2	0	0	0	5
Stalking	1	4	0	0	2	0	7
Notice of investigation for crimes linked to publication of news	2	0	2	1	0	0	5
Sequestration of documents, files and work instruments	2	0	0	0	0	0	2
Threatening phone call	0	2	2	4	5	2	15
Home intrusion	1	0	0	0	0	0	1
Letter with spent shell casings	0	1	0	0	0	0	1
Obstacle to freedom of information	0	0	9	19	6	5	39
Shadowing	0	0	1	4	0	0	5
Blackout blog	0	3	0	3	3	0	9
Beware	0	0	0	3	3	2	8
Indictment for refusing to reveal the sources of news	0	0	0	0	1	0	1
Hackers attack	0	0	6	1	0	1	8
Indictment for publication arbitrary judicial	0	0	0	5	7	2	14
<b>TOTAL</b>	<b>326</b>	<b>327</b>	<b>386</b>	<b>506</b>	<b>528</b>	<b>90</b>	<b>2163</b>

## THREATS BY CATEGORY

	2011	2012	2013	2014	2015	2016	TOTAL
Warnings	156	181	148	139	160	37	821
Physical attack	50	50	63	47	54	6	270
Lawsuit and legal action	109	74	150	276	286	38	933
Damage	11	22	16	22	19	2	92
Obstacle to freedom of information	0	0	9	22	9	7	47
<b>TOTAL</b>	<b>326</b>	<b>327</b>	<b>386</b>	<b>506</b>	<b>528</b>	<b>90</b>	<b>2163</b>




## MOST THREATENED MEDIA BY TYPE

	2011	2012	2013	2014	2015	2016	TOTAL
<b>Printed press</b>	74	84	104	163	119	17	<b>561</b>
<b>TV</b>	20	36	35	52	51	10	<b>204</b>
<b>Web</b>	11	28	37	60	80	18	<b>234</b>
<b>Books</b>	3	1	5	9	3	2	<b>23</b>
<b>Other</b>	7	9	16	27	16	5	<b>80</b>

**90**

# THREATENED JOURNALISTS IN 2016



## THREATS 2016

